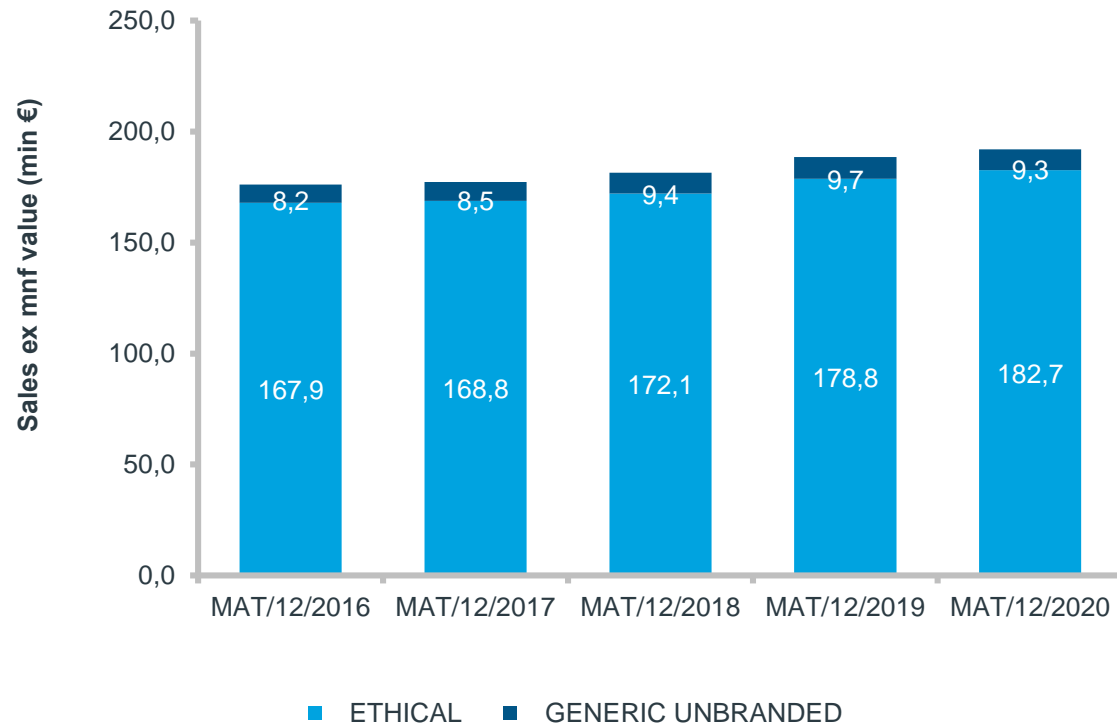
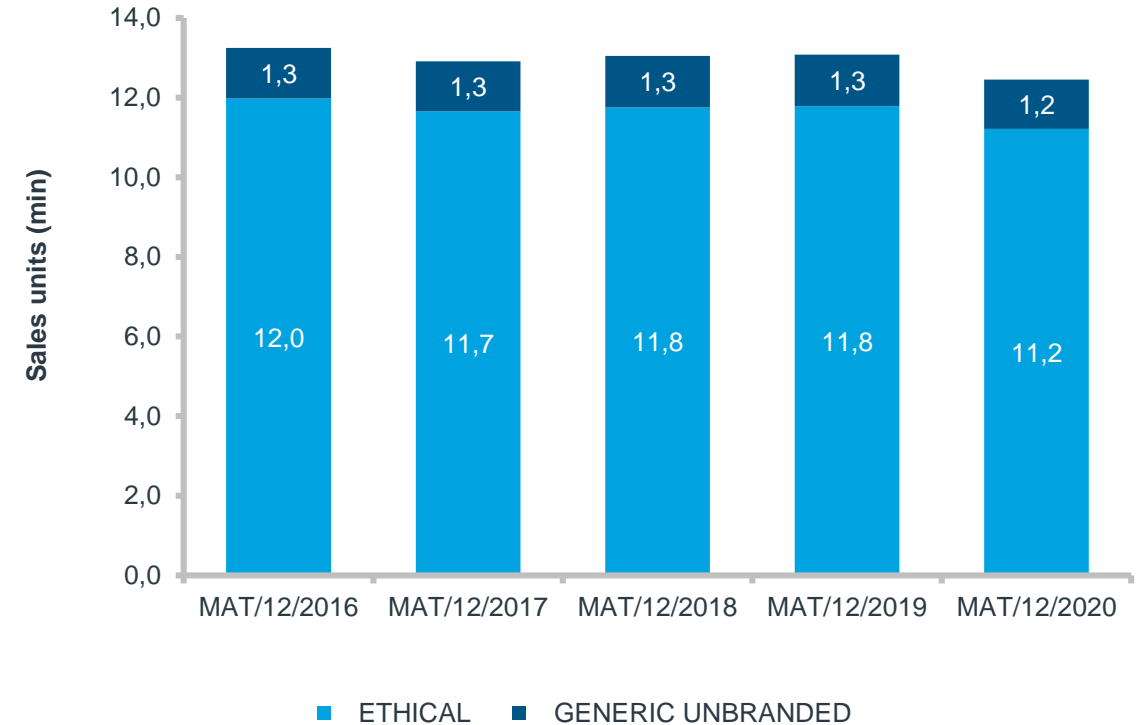


The Luxembourg registered medicine market is worth €192 million

Sales Evolution – Value ex-mnf



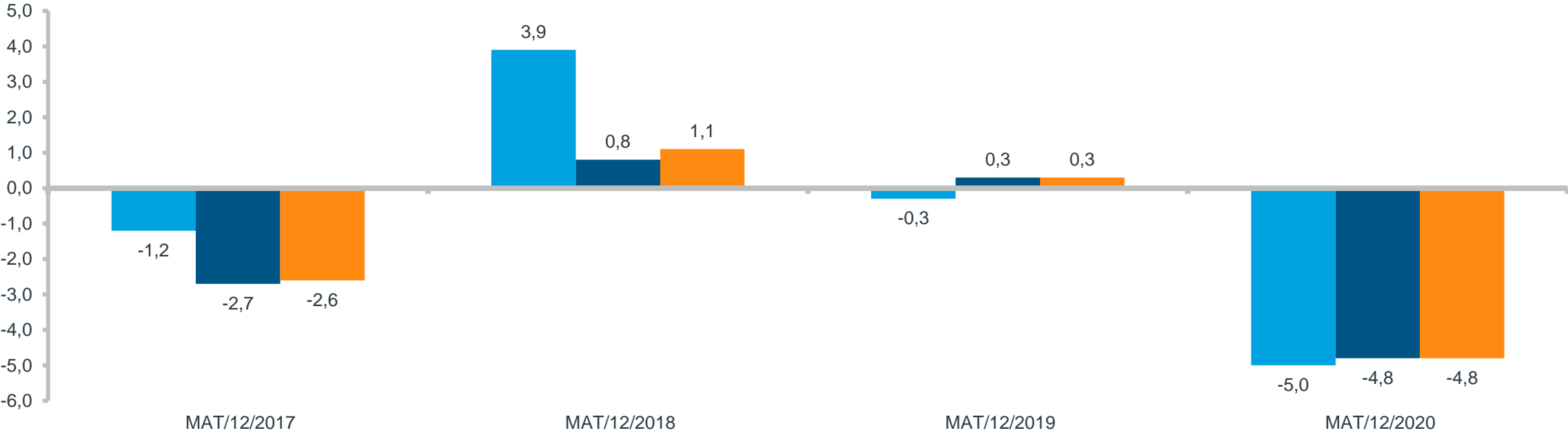
Sales Evolution – Units



Source: IQVIA – LMPL services – Selling In data

The total retail market in Luxembourg shows a decrease of -4,8% in units, where the generics declines with -5,0%

Sales Evolution – Units



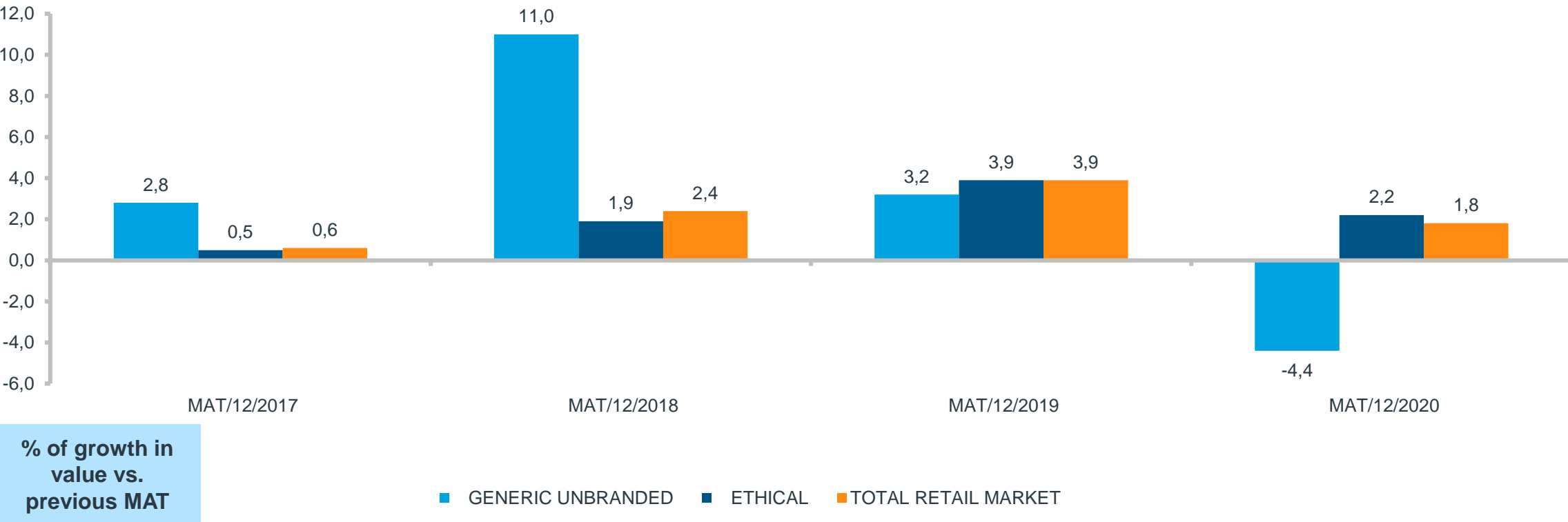
% of growth in units vs. previous MAT

■ GENERIC UNBRANDED ■ ETHICAL ■ TOTAL RETAIL MARKET

Source: IQVIA – LMPL services – Selling In data

In value, the total market grows with 1,8%, while the generics shows a decrease of -4,4%

Sales Evolution – Value



Source: IQVIA – LMPL services – Selling In data

The top 10 best selling products in units and value*

Top 10 Products in Absolute Units	Units abs. MAT/12/2020	% of Lux retail market in units	Top 10 Products in Value	Value abs. MAT/12/2020	% of Lux Retail Market in value
DAFALGAN	569,852	4.6	ELIQUIS	€ 4,614,868	2.4
D-CURE	295,117	2.4	HUMIRA	€ 3,995,543	2.1
NEXIAM	205,940	1.7	COSENTYX	€ 3,246,182	1.7
NUROFEN	179,677	1.4	XARELTO	€ 3,167,828	1.7
PARACETAMOL-RATIOP	168,905	1.4	XTANDI	€ 2,882,110	1.5
EUTHYROX	147,438	1.2	STELARA	€ 2,790,785	1.5
VOLTAREN EMULGEL	128,616	1.0	OZEMPIC	€ 2,648,911	1.4
STILNOCT	121,884	1.0	DUPIXENT	€ 2,394,186	1.2
PANTOMED NYCOMED	110,764	0.9	JANUMET	€ 2,339,554	1.2
NOVALGINE	106,293	0.9	DAFALGAN	€ 2,220,700	1.2

Source: IQVIA – LMPL services – Selling In data

*Analysis done on brandlevel™

The top 10 fastest growing products in units and value (abs. growth)*

Fastest Growing Products in Units	Units abs. MAT/12/2020	Absolute Growth in Units	Fastest Growing Products in Value	Value abs. MAT/12/2020	Absolute Growth in Value
D-CURE	295,117	50,169	OZEMPIC	€ 2,648,911	1,684,101
INFLUVAC TETRA	39,206	39,206	DUPIXENT	€ 2,394,186	1,159,970
IBU-RATIOPHARM	63,119	36,695	AIMOVIG	€ 1,869,767	1,118,512
PARACETAMOL-RATIOP	168,905	24,534	XTANDI	€ 2,882,110	672,980
NESIVINE	22,536	22,536	PREVENAR 13	€ 1,020,293	567,519
OZEMPIC	31,127	20,059	REPATHA	€ 1,018,121	538,202
PARACETAMOL EG	56,028	17,912	STELARA	€ 2,790,785	486,112
CONCOR	105,469	15,640	ELIQUIS	€ 4,614,868	469,854
TRAZODONE EG	18,869	15,366	PRALUENT	€ 705,869	446,704
DAFALGAN	569,852	13,811	ENTRESTO	€ 1,235,682	412,549

Source: IQVIA – LMPL services – Selling In data
 *Analysis done on brandlevel™