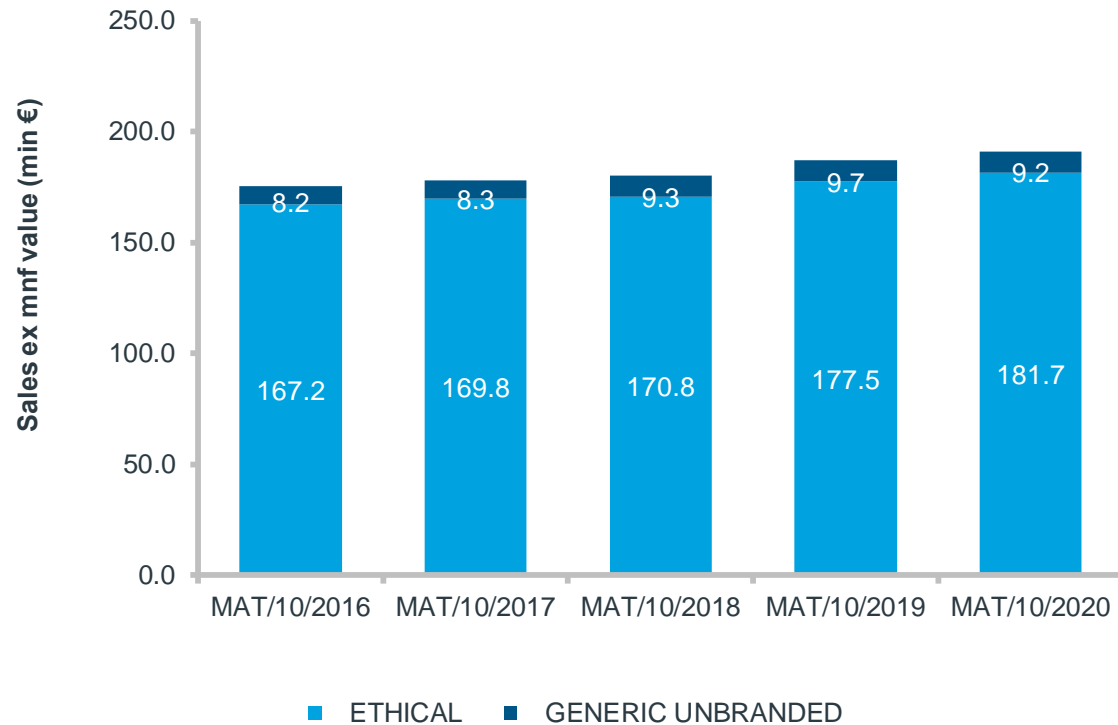
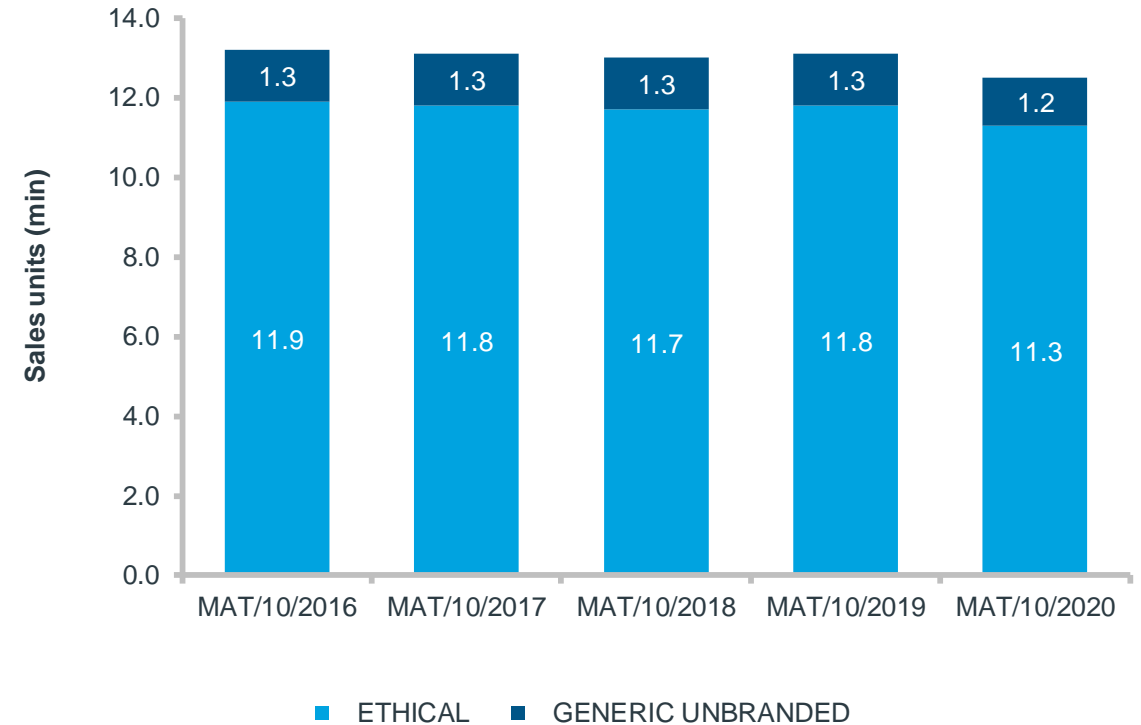


The Luxembourg registered medicine market is worth €191 million

Sales Evolution – Value ex-mnf



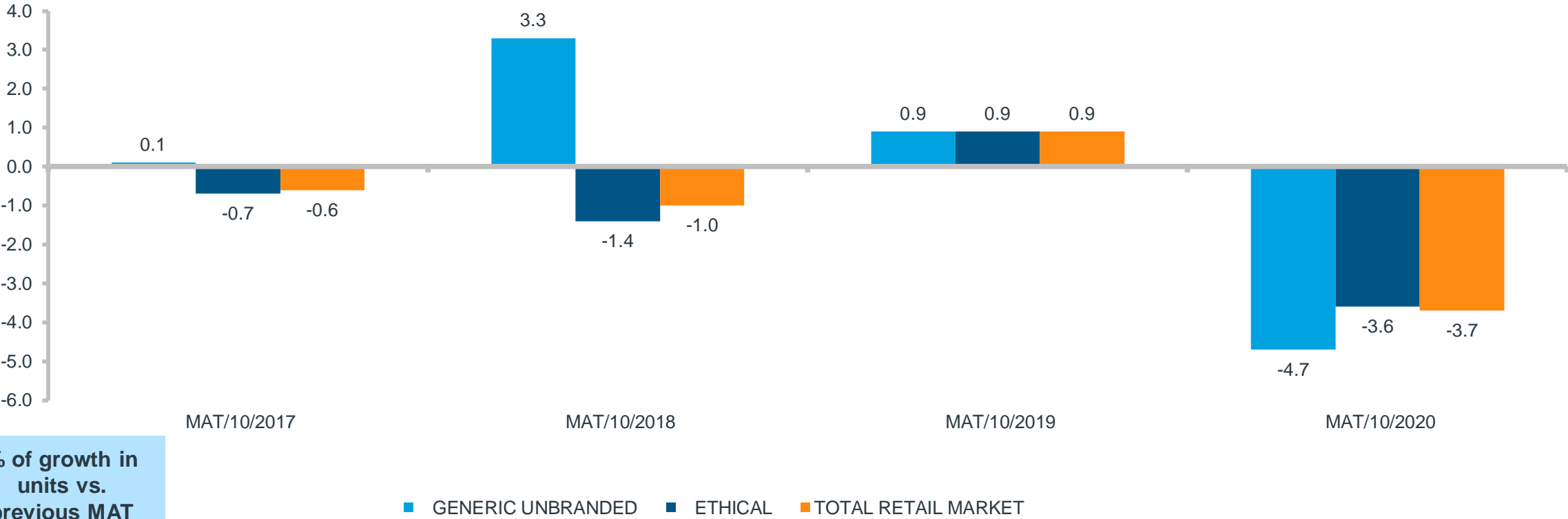
Sales Evolution – Units



Source: IQVIA – LMPL services – Selling In data

The total retail market in Luxembourg shows a decrease of -3,7% in units, where the generics declines with -4,7%

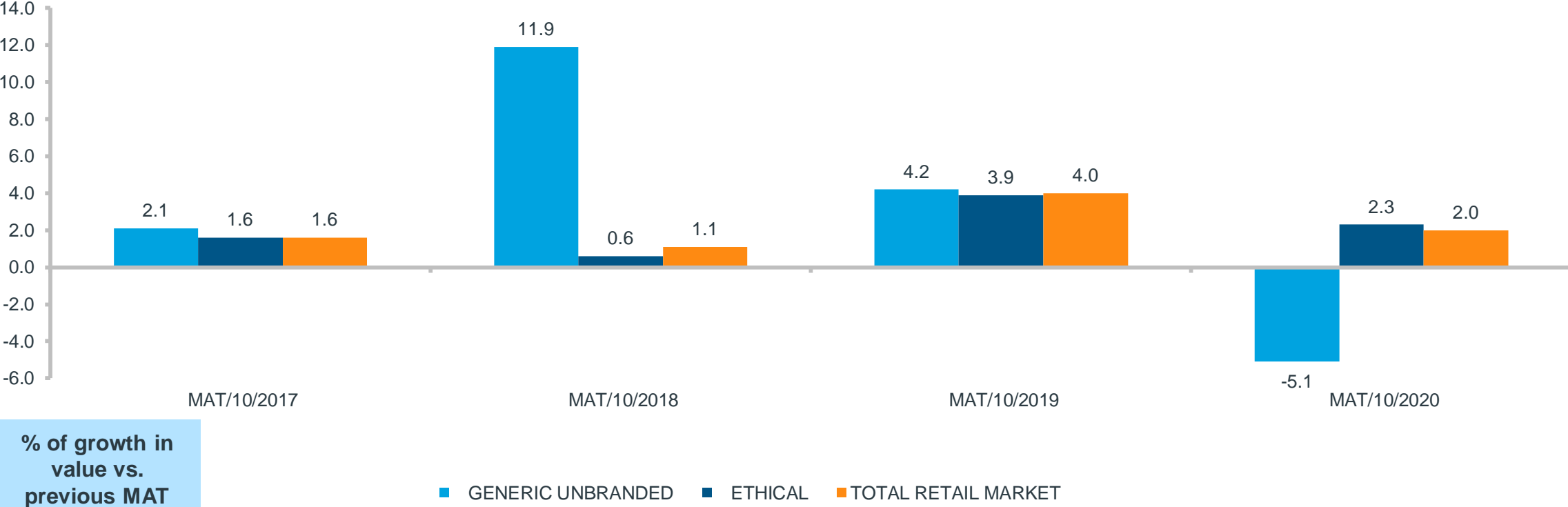
Sales Evolution – Units



Source: IQVIA – LMPL services – Selling In data

In value, the total market grows with 2,0%, while the generics shows a decrease of -5,1%

Sales Evolution – Value



% of growth in value vs. previous MAT

Source: IQVIA – LMPL services – Selling In data

The top 10 best selling products in units and value*

Top 10 Products in Absolute Units	Units abs. MAT/10/2020	% of Lux retail market in units	Top 10 Products in Value	Value abs. MAT/10/2020	% of Lux Retail Market in value
DAFALGAN	590,838	4.7	ELIQUIS	€ 4,553,249	2.4
D-CURE	282,350	2.2	HUMIRA	€ 4,103,080	2.1
NEXIAM	203,686	1.6	COSENTYX	€ 3,235,746	1.7
NUROFEN	193,895	1.5	XARELTO	€ 3,185,768	1.7
PARACETAMOL-RATIOP	168,420	1.3	XTANDI	€ 2,832,368	1.5
EUTHYROX	145,155	1.2	STELARA	€ 2,708,424	1.4
VOLTAREN EMULGEL	129,647	1.0	OZEMPIC	€ 2,496,243	1.3
STILNOCT	125,050	1.0	JANUMET	€ 2,336,406	1.2
PANTOMED NYCOMED	111,982	0.9	DAFALGAN	€ 2,307,807	1.2
ASAFLOW	106,444	0.8	ENBREL	€ 2,116,173	1.1

Source: IQVIA – LMPL services – Selling In data

*Analysis done on brandlevel™

The top 10 fastest growing products in units and value (abs. growth)*

Fastest Growing Products in Units	Units abs. MAT/10/2020	Absolute Growth in Units	Fastest Growing Products in Value	Value abs. MAT/10/2020	Absolute Growth in Value
D-CURE	282,350	48,439	OZEMPIC	€ 2,496,243	1,872,941
DAFALGAN	590,838	44,498	AIMOVIG	€ 1,757,476	1,255,025
INFLUVAC TETRA	39,206	39,206	DUPIXENT	€ 2,037,366	909,763
IBU-RATIOPHARM	59,621	36,580	XTANDI	€ 2,832,368	760,760
PARACETAMOL-RATIOP	168,420	23,660	TREMFYA	€ 1,450,210	539,613
OZEMPIC	29,333	22,278	ELIQUIS	€ 4,553,249	534,148
PARACETAMOL EG	54,015	16,857	REPATHA	€ 931,278	526,775
TRAZODONE EG	16,684	13,868	STELARA	€ 2,708,424	523,665
NEXIAM	203,686	13,522	ENTRESTO	€ 1,202,336	468,930
CONCOR	103,630	12,683	PRALUENT	€ 645,961	459,727

Source: IQVIA – LMPL services – Selling In data
 *Analysis done on brandlevel™