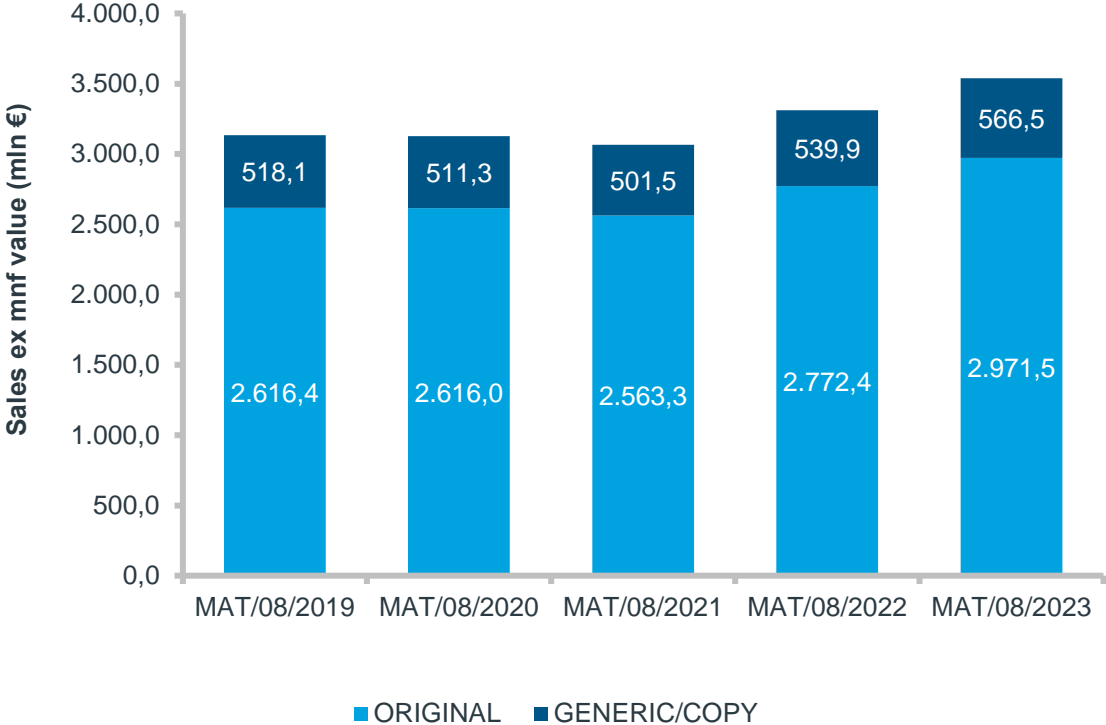


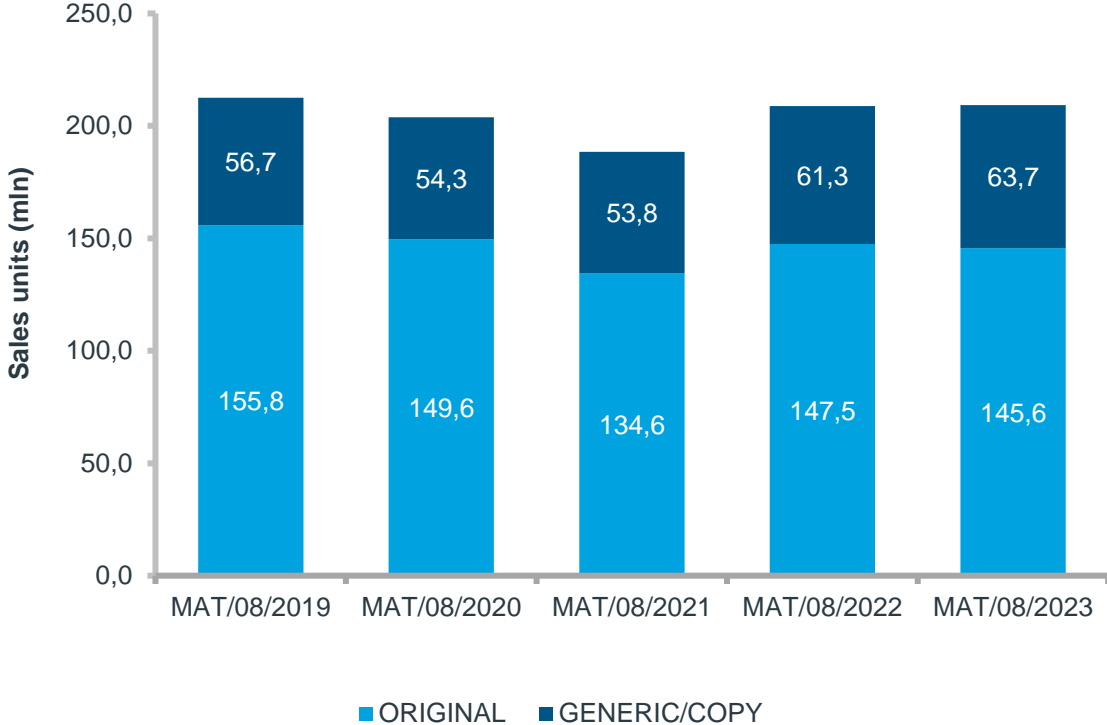
The Belgian retail market is worth €3,54 billion

It shows growth in both value and units for the current MAT

Sales Evolution – Value ex-mnf



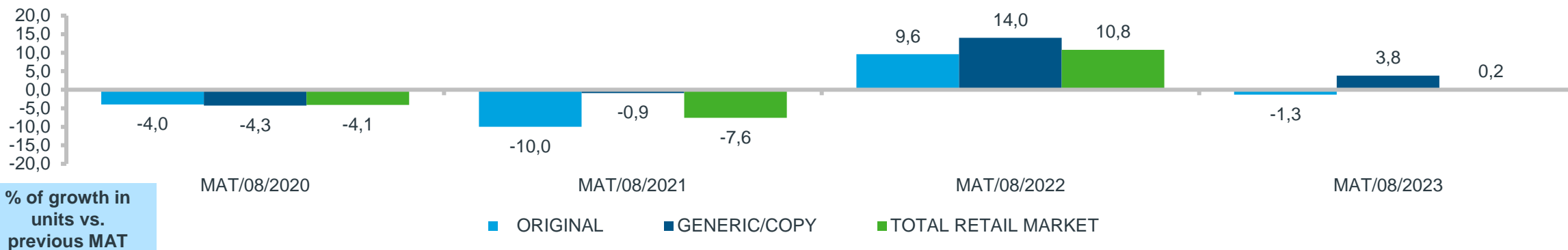
Sales Evolution – Units



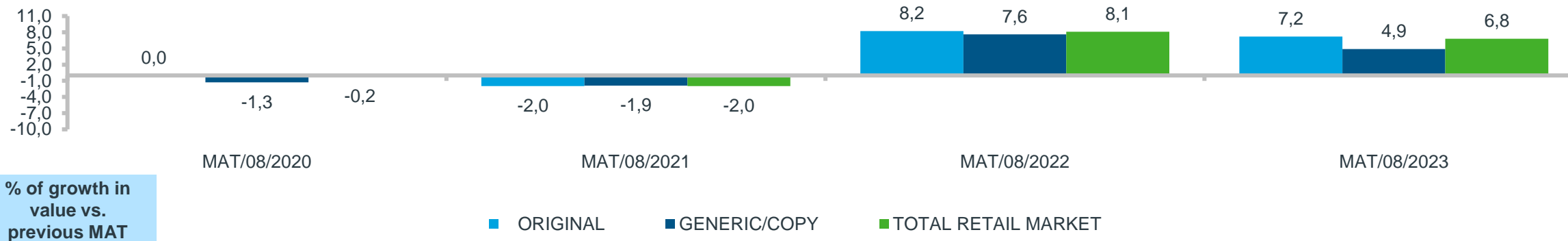
Source: IQVIA – LMPB services – Selling In data

Retail market BE: original vs generics

The total retail market in units shows an increase of 0,2%, where the generic/copy grows with 3,8% (Sales Evolution – Units)



In value, the total retail grows with 6,8%, while the generic/copy market also shows an increase of 4,9% (Sales Evolution – Value)



Source: IQVIA – LMPB services – Selling In data

The top 10 best selling ATC classes in retail in units and value (registered products)

Top 10 Best Selling ATC classes in retail	Units abs. MAT/08/2023	% of BE Retail Market	Top 10 Best Selling ATC classes in retail	Value abs. MAT/08/2023	% of BE Retail Market
N02 ANALGESIQUES	26,411,666	12.6	L04 IMMUNOSUPPRESSEURS	392,475,797	11.1
N05 PSYCHOLEPTIQUES	12,987,735	6.2	B01 THROMBOLYTIQUES	283,673,890	8.0
R05 ANTITUSSIFS PREP BRONCH	10,506,727	5.0	A10 ANTIDIABETIQUES	274,262,968	7.8
A02 A-ACID.A-FLATUL.A-ULCER.	9,865,294	4.7	R03 ANTIASTHM & COPD PRDTS	230,182,386	6.5
R01 ANTIINF DECONGEST RHINO	9,323,035	4.5	N02 ANALGESIQUES	192,993,395	5.5
A10 ANTIDIABETIQUES	8,928,001	4.3	C10 PR.LIPID-REGUL.A-ATHEROM	152,360,521	4.3
J01 ANTIBACTERIENS SYSTEMIQ.	8,436,266	4.0	J05 ANTIVIRAUX SYSTEMIQUES	144,370,313	4.1
N06 PSYCHO ANALEPTIQUES	7,206,411	3.4	N05 PSYCHOLEPTIQUES	140,979,337	4.0
C10 PR.LIPID-REGUL.A-ATHEROM	6,448,016	3.1	C09 PROD ACT SYS RENIN-ANGIO	139,637,459	3.9
R03 ANTIASTHM & COPD PRDTS	6,256,240	3.0	A02 A-ACID.A-FLATUL.A-ULCER.	93,436,318	2.6

Source: IQVIA – LMPB services – Selling In data

The top 10 fastest growing ATC in units and value (in absolute growth, registered products)

Fastest Growing ATC in Units	Units abs. MAT/08/2023	Absolute Growth in units	Fastest Growing ATC in Value	Value abs. MAT/08/2023	Absolute Growth in value
R05 ANTITUSSIFS PREP BRONCH	10,506,727	1,114,582	A10 ANTIDIABETIQUES	€ 274,262,968	46,827,293
J01 ANTIBACTERIENS SYSTEMIQ.	8,436,266	920,854	C10 PR.LIPID-REGUL.A-ATHEROM	€ 152,360,521	44,353,917
A10 ANTIDIABETIQUES	8,928,001	583,815	L04 IMMUNOSUPPRESSEURS	€ 392,475,797	31,199,470
C10 PR.LIPID-REGUL.A-ATHEROM	6,448,016	477,380	D05 PRD NN STER TR.INFL.CUT.	€ 68,511,758	19,410,795
R01 ANTIINF DECONGEST RHINO	9,323,035	322,166	R03 ANTIASTHM & COPD PRDTS	€ 230,182,386	18,123,939
J07 VACCINS	3,645,902	295,882	N02 ANALGESIQUES	€ 192,993,395	12,011,387
S01 PRDT OPHTALMOLOGIQUES	5,821,871	279,880	A07 PROD TROUBLES INTESTINAUX	€ 50,268,446	10,887,555
D06 ANTIBIOTIQ&ANTIVIR TOPIQ	1,512,234	150,358	J07 VACCINS	€ 74,407,096	9,606,647
N02 ANALGESIQUES	26,411,666	83,934	C09 PROD ACT SYS RENIN-ANGIO	€ 139,637,459	8,566,425
P01 ANTIPROTOZ.&ANTHELMINTIQ	367,805	62,829	B01 THROMBOLYTIQUES	€ 283,673,890	7,896,267

Source: IQVIA – LMPB services – Selling In data