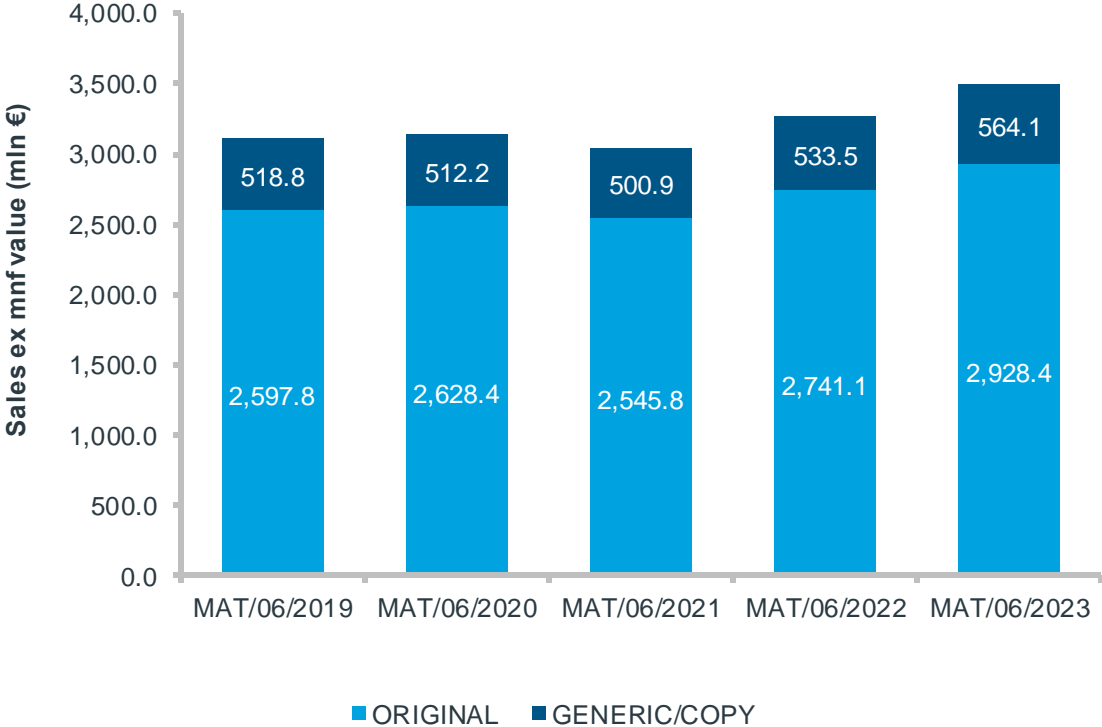


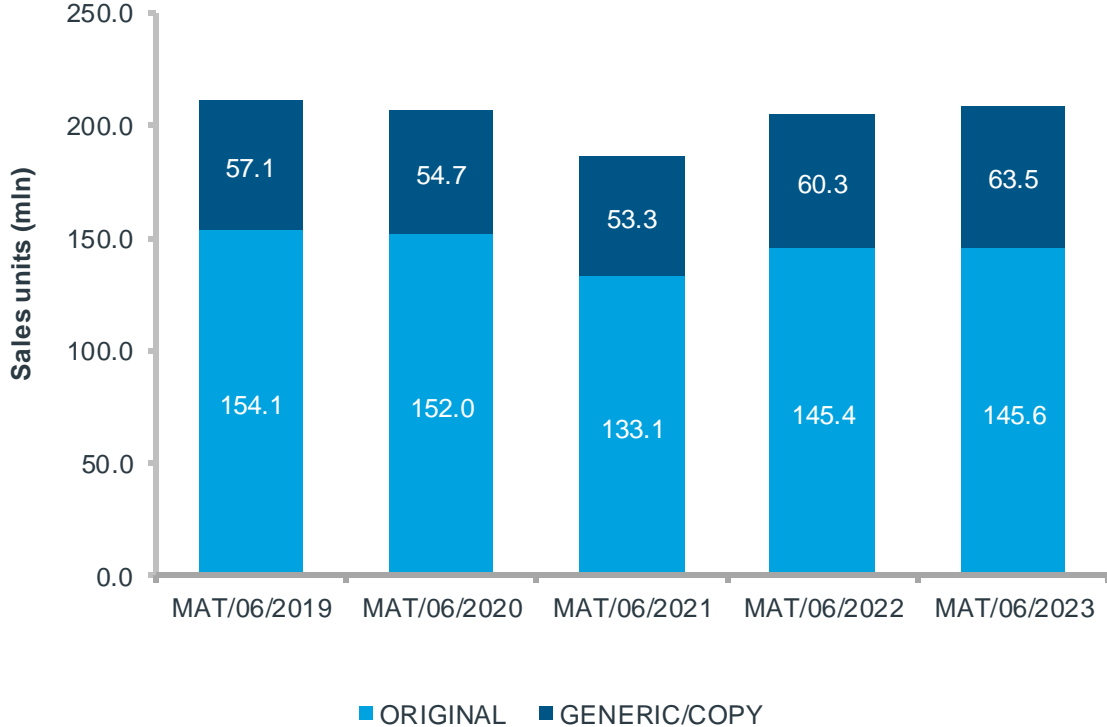
The Belgian retail market is worth €3,49 billion

It shows growth in both value and units for the current MAT

Sales Evolution – Value ex-mnf



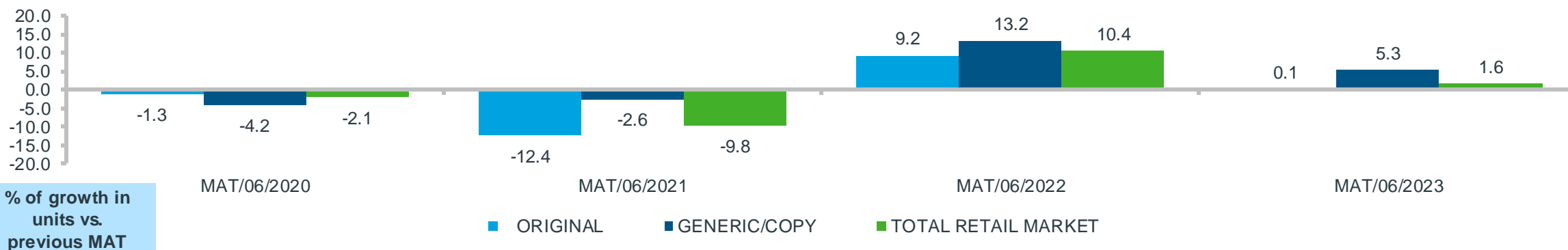
Sales Evolution – Units



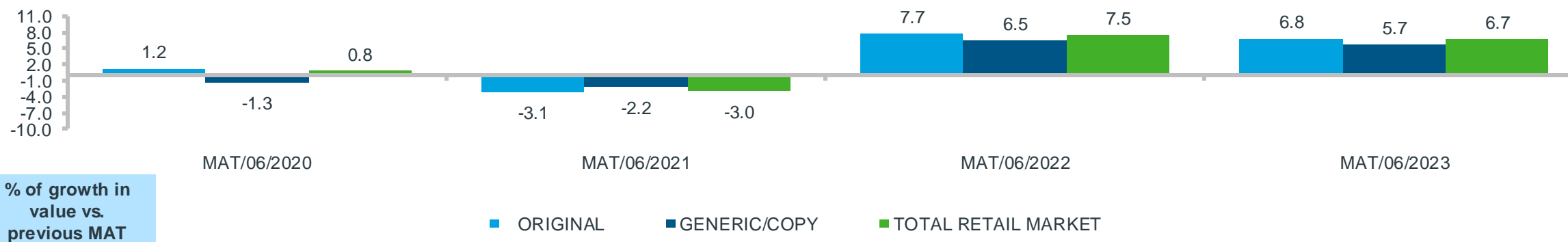
Source: IQVIA – LMPB services – Selling In data

Retail market BE: original vs generics

The total retail market in units shows an increase of 1,6%, where the generic/copy grows with 5,3% (Sales Evolution – Units)



In value, the total retail grows with 6,7%, while the generic/copy market also shows an increase of 5,7% (Sales Evolution – Value)



Source: IQVIA – LMPB services – Selling In data

The top 10 best selling ATC classes in retail in units and value (registered products)

Top 10 Best Selling ATC classes in retail	Units abs. MAT/06/2023	% of BE Retail Market	Top 10 Best Selling ATC classes in retail	Value abs. MAT/06/2023	% of BE Retail Market
N02 ANALGESIQUES	26,446,725	12.6	L04 IMMUNOSUPPRESSEURS	387,611,440	11.1
N05 PSYCHOLEPTIQUES	13,072,101	6.3	B01 THROMBOLYTIQUES	282,321,204	8.1
R05 ANTITUSSIFS PREP BRONCH	10,601,223	5.1	A10 ANTIDIABETIQUES	266,749,813	7.6
A02 A-ACID.A-FLATUL.A-ULCER.	9,836,836	4.7	R03 ANTIASTHM & COPD PRDTS	228,030,922	6.5
R01 ANTIINF DECONGEST RHINO	9,524,949	4.6	N02 ANALGESIQUES	190,403,564	5.5
A10 ANTIDIABETIQUES	8,847,130	4.2	C10 PR.LIPID-REGUL.A-ATHEROM	144,875,399	4.1
J01 ANTIBACTERIENS SYSTEMIQ.	8,168,755	3.9	J05 ANTIVIRAUX SYSTEMIQUES	142,770,683	4.1
N06 PSYCHO ANALEPTIQUES	7,167,646	3.4	N05 PSYCHOLEPTIQUES	141,173,765	4.0
C10 PR.LIPID-REGUL.A-ATHEROM	6,387,803	3.1	C09 PROD ACT SYS RENIN-ANGIO	137,334,877	3.9
R03 ANTIASTHM & COPD PRDTS	6,303,569	3.0	A02 A-ACID.A-FLATUL.A-ULCER.	93,072,157	2.7

Source: IQVIA – LMPB services – Selling In data

The top 10 fastest growing ATC in units and value (in absolute growth, registered products)

Fastest Growing ATC in Units	Units abs. MAT/06/2023	Absolute Growth in units	Fastest Growing ATC in Value	Value abs. MAT/06/2023	Absolute Growth in value
R05 ANTITUSSIFS PREP BRONCH	10,601,223	1,923,626	A10 ANTIDIABETIQUES	€ 266,749,813	45,300,404
J01 ANTIBACTERIENS SYSTEMIQ.	8,168,755	892,230	C10 PR.LIPID-REGUL.A-ATHEROM	€ 144,875,399	40,750,287
R02 ANTIINF DECONGEST PHARYNX	4,590,232	612,600	L04 IMMUNOSUPPRESSEURS	€ 387,611,440	32,597,233
A10 ANTIDIABETIQUES	8,847,130	593,531	R03 ANTIASTHM & COPD PRDTS	€ 228,030,922	18,231,451
R01 ANTIINF DECONGEST RHINO	9,524,949	516,412	D05 PRD NN STER TR.INFL.CUT.	€ 62,540,136	13,277,706
C10 PR.LIPID-REGUL.A-ATHEROM	6,387,803	493,416	A07 PROD TROUBLES INTESTINAUX	€ 49,142,127	12,184,231
S01 PRDT OPHTALMOLOGIQUES	5,778,166	399,328	N02 ANALGESIQUES	€ 190,403,564	10,990,052
R06 ANTIHISTAMINIQUES V GENER	4,232,164	210,638	R05 ANTITUSSIFS PREP BRONCH	€ 58,386,468	10,719,923
D06 ANTIBIOTIQ&ANTIVIR TOPIQ	1,503,390	199,729	B01 THROMBOLYTIQUES	€ 282,321,204	8,111,705
N02 ANALGESIQUES	26,446,725	192,738	C09 PROD ACT SYS RENIN-ANGIO	€ 137,334,877	6,000,466

Source: IQVIA – LMPB services – Selling In data