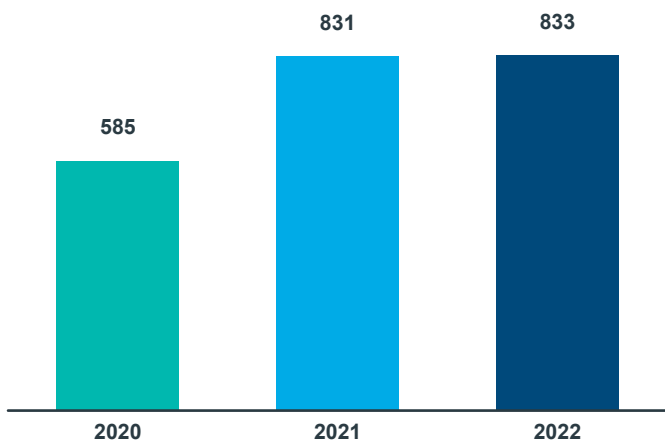


# H1 2022 vs H1 2021 Overview

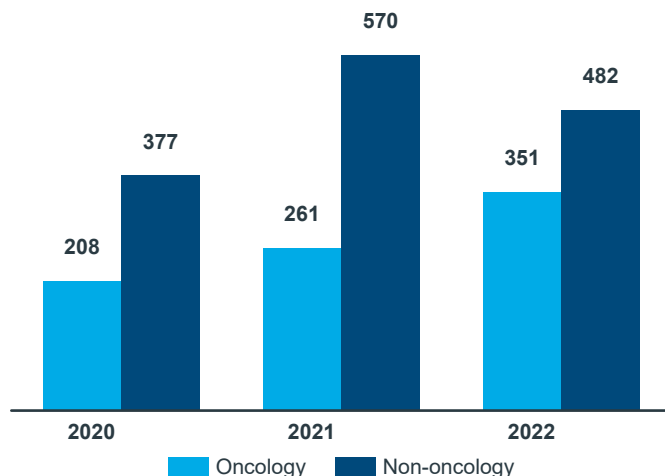


## Total number of single drug assessments from January until June



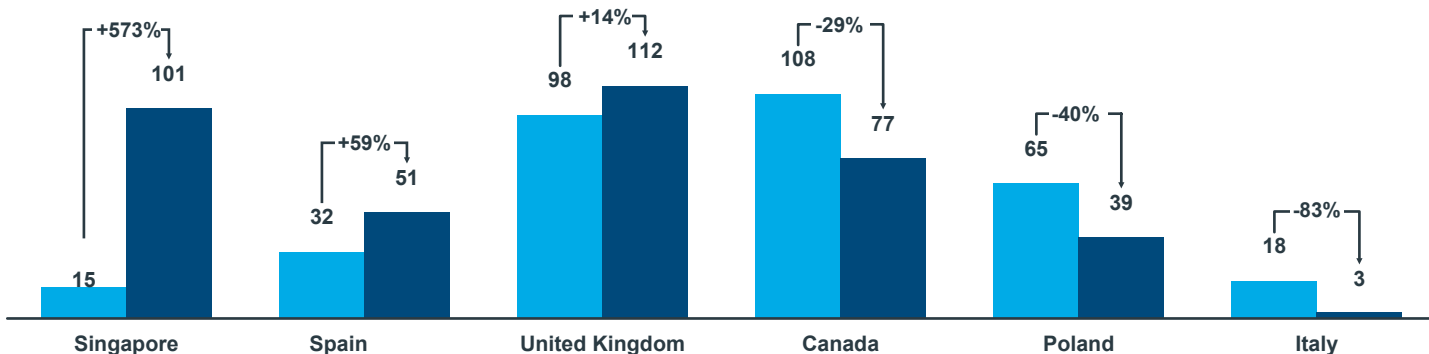
- We no longer see a COVID-19 impact on the workload of the national HTA bodies

## Oncology vs Non-oncology



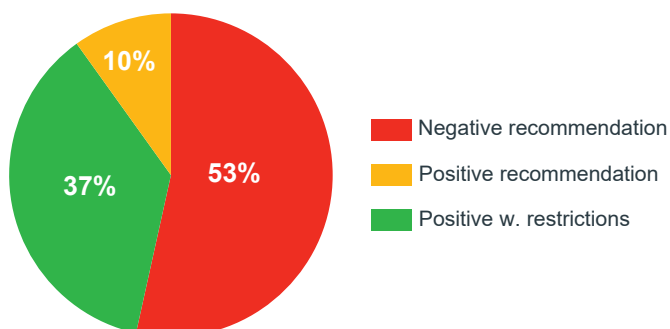
- Year-on-year growth can be observed in oncology with 25% in the first half of 2021 and 34% H1 this year
- In non-oncology 15% decrease has been observed this first half, compared to a big growth the previous year (51%)

## Countries with biggest changes in total SDA H1 2022 vs H1 2021



- The SDAs in Singapore jumped from 15 in January-June 2021 to 101 for the same period in 2022
- A reason for the increase in the total number of SDAs in Spain could be the establishment of the new policy of transparency and prioritization policy in the country
- The biggest decrease in the Big 5 is in the Italian HTA agency with 83% which can be recovered until the end of the year

## SDAs in Singapore 2022



- More than half of the SDAs in Singapore were negative. Main rejection key driver is Not cost-effectiveness of the intervention.
- For reference, in 2021 there were 8 (53%) negative and 7 (47%) positive recommendations

## Recommendations in Oncology vs Non-oncology in Singapore 2022

